



Chart of Accounts Redesign

A Journey

Project Status Update

- Mock 2 chart conversion and testing activities
- Plans for Mock 3 conversion – March 14 – 18
- Ongoing parallel project workstreams
 - Policy WG
 - Business Process WG
 - Security Implementation WG
 - Boot Camp / Training Planning

Save the Date!
April 27, 2022

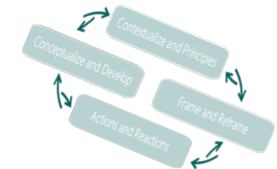


Chart of Accounts Redesign High level Timeline

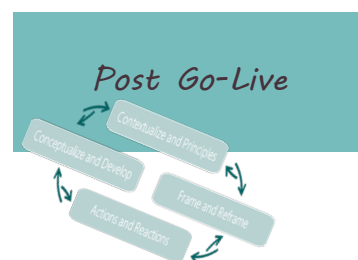
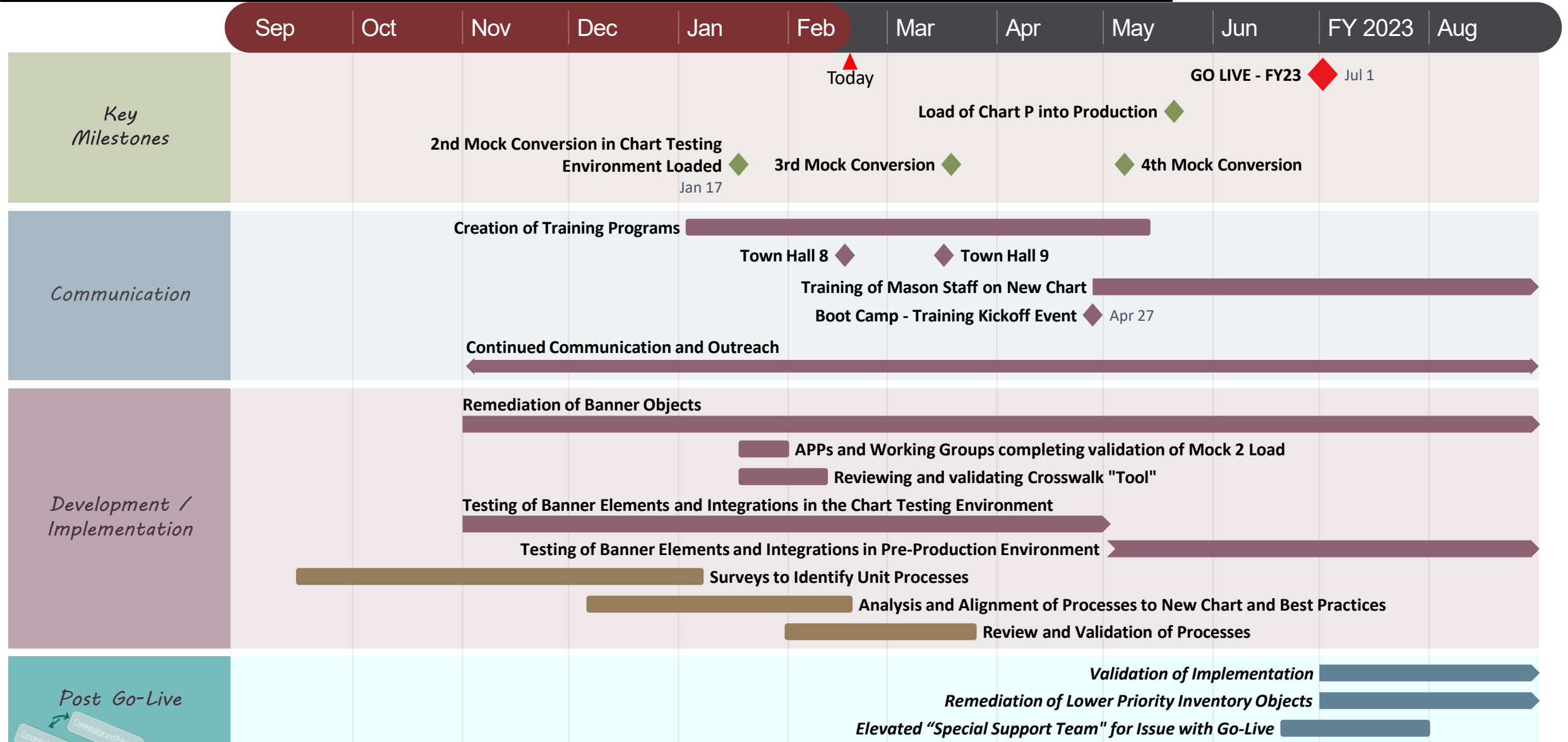




Chart of Accounts Redesign

Reporting

Report Working Group

- Inventory centrally managed reports and dashboards
 - Determine those to retire or update
- Deliver initial standardized core financial reports
- MicroStrategy Reporting Subject Areas:
 - Finance
 - Human Resources
 - Procurement



MicroStrategy Reporting Organization



Administrative
Project description unavailable

- Financial Activity Under Chart 1
 - Data from FY 22 and earlier
 - Existing Reporting



Chart P
Chart P Project

- Financial Activity Under Chart P
 - FY 23 and future activity
 - Converted historical data
 - Updated and New Reporting

**Official Project Name TBD*



MicroStrategy Chart P Reporting

- Historical Data conversion
 - Supports Trend Reporting
 - 5 years of Chart 1 activity cross-walked to Chart P
 - FY 18 to FY 22 & Grant history

- Subject Areas with Historical Conversion:
 - Finance Transactions (O&E and GL)
 - Labor Detail
 - Position – Position Org
 - Purchase Order
 - Invoice/Check



MicroStrategy Chart P Reporting

- Report Consolidation
 - Streamline reporting by eliminating redundant reporting
 - Report Mapping
 - Administrative Project report to new Chart P report
- Shared Reports
 - Prioritized with input from Reporting Working Group and users
 - Metrics:
 - Number of Users
 - Report Execution counts
- Department Reports
 - After Shared, common reports
 - Broadly used reports will transition to shared folders



Reporting Standardization

- Filter Changes:
 - Chart 1: Account between 61000 and 89999
 - Chart P: Account L1 = Expense


 - Removing Custom Grouping:
 - Chart 1: Account Groups 1, 2, and 3, Fund Groups
 - Chart P: Account L1, L2 and L3, Fund L2

 - Benefits:
 - Keeps filters up to date as the chart changes over time
 - Ensures consistent answers across reporting
-

MicroStrategy Dossiers

➤ Dossiers

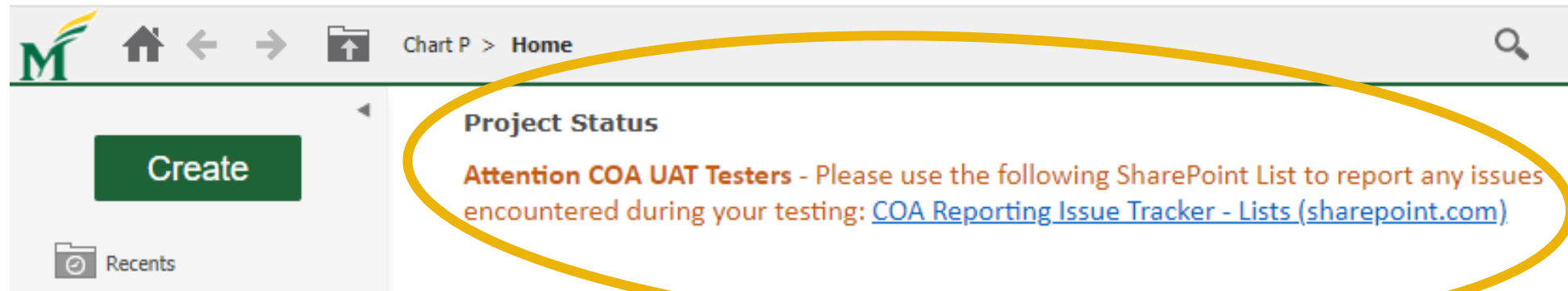
- Organize reporting content into Chapters and Pages
- Interactive display for exploring data



DEMO




MicroStrategy UAT

- MicroStrategy Dossier Introduction Video
 - Available in MasonLEAPS
 - 20 minute recorded introduction
- Reporting Feedback
 - Issue/Feedback List – link available from within MicroStrategy





If you need any assistance, or have any questions, the core project team is prepared to help!!

-  Contact the Project Team: coaproj@gmu.edu
-  Project updates and info: <https://coa.gmu.edu/>
-  Join the conversation: [Chart of Accounts Redesign Community \(MS Team\)](#)



Questions?